



COVID19 Symptom Checker: Even though students will be required to wear masks and practice social distancing while in school, the district has secured the services of **Qualtrics^{XM}** to provide a protocol for staff and students to attend school.

Please review the short video describing the requirements and overview of the screening process:
<https://vimeo.com/427525402/be79e6f20e>

Get the Qualtrics XM app for your cell phone

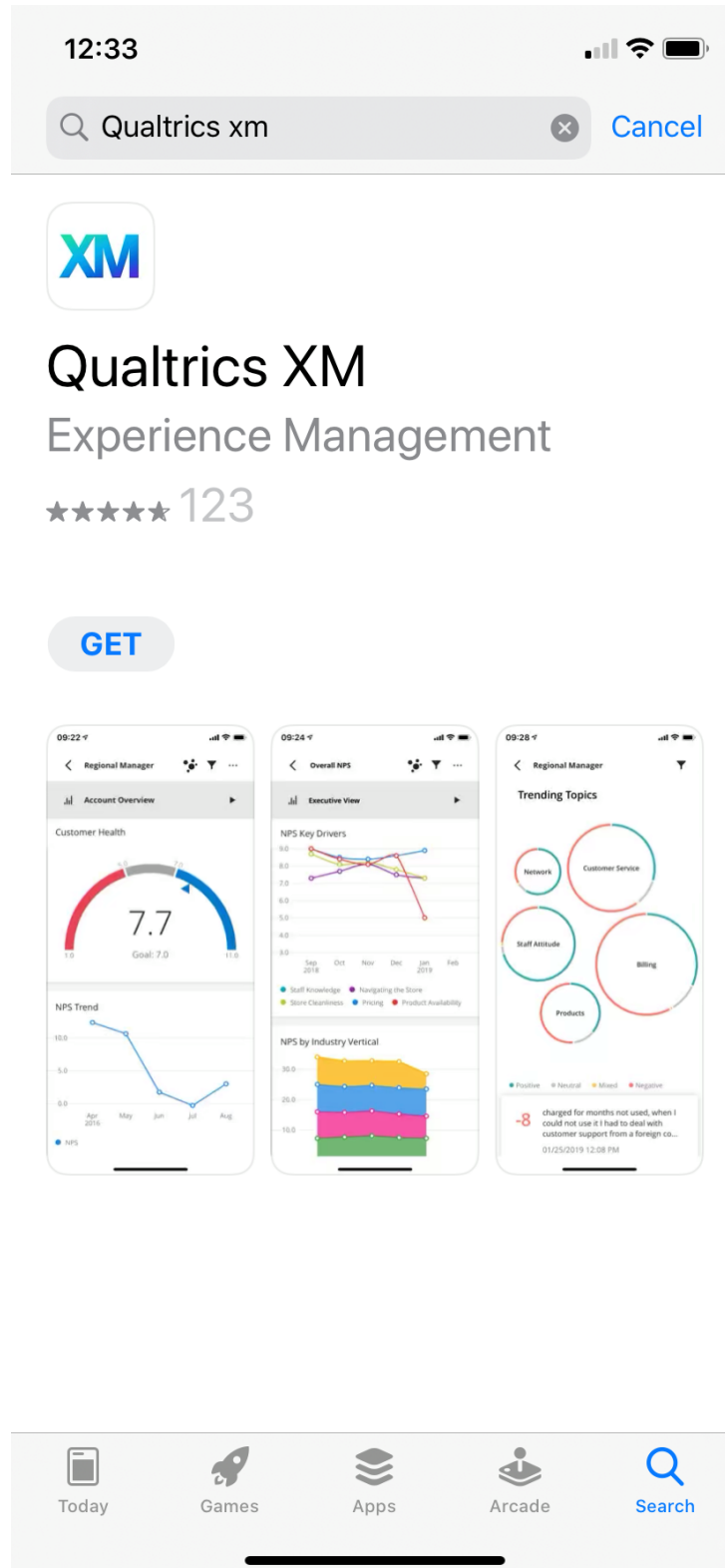
Please follow these directions in order to install Qualtrics XM to your cell phone.

Once we have the organization ID and usernames set up in the system, they will be provided to you via email. All email addresses used will be school-issued email addresses.

Please await information on Organization ID and Username so that when you get them you will be able to log in to this app.

iPhone:


- Go to App Store on your phone and search for 'Qualtrics XM' and select it.
- App install page looks like this:



- Click the 'Get' button to install app on your phone.
- Once the process is complete the app is then installed on your phone.

Android:

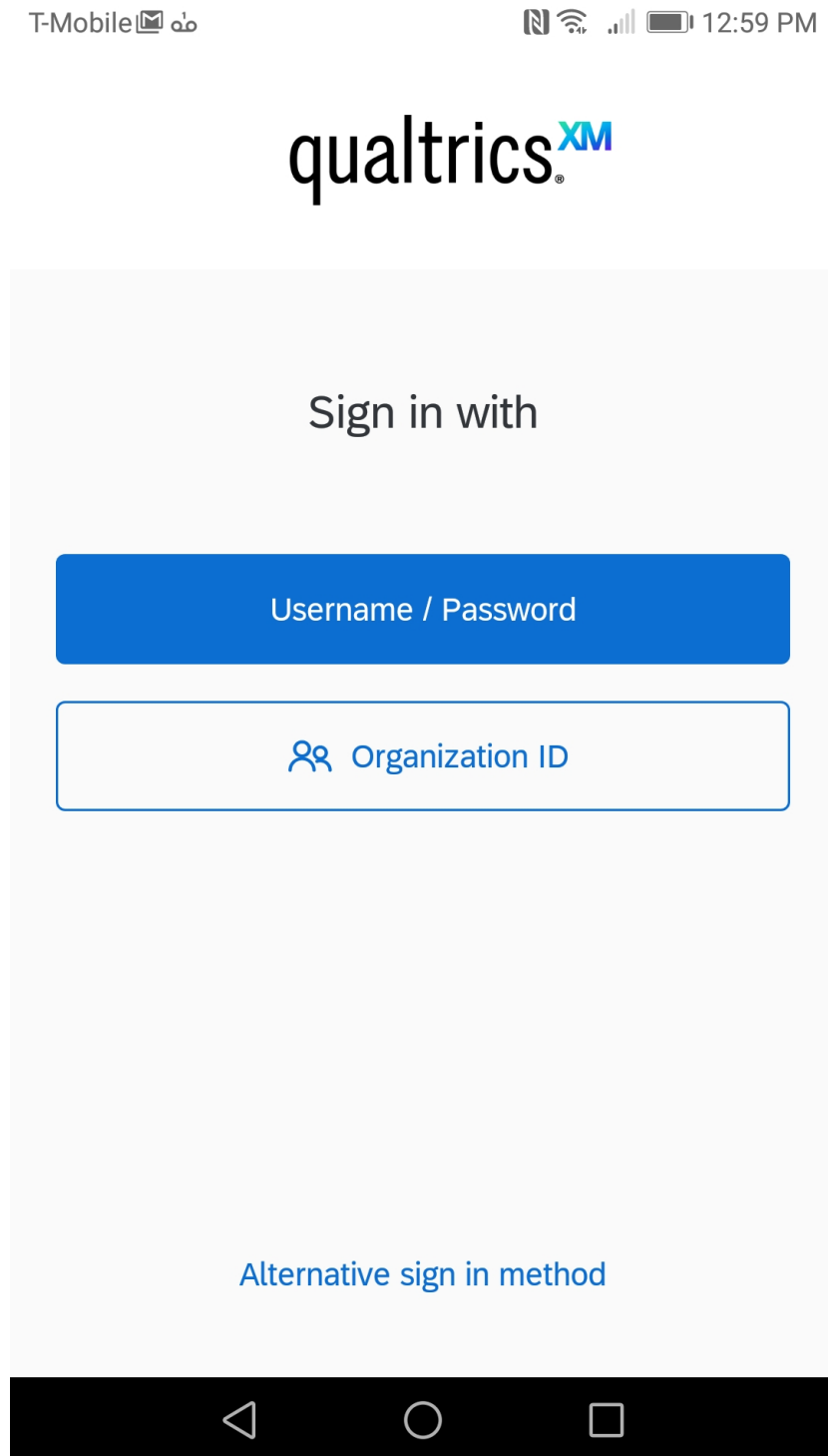
- Please go to Google Play Store and search for 'Qualtrics XM' and select it.
- App install page looks like this:



- Click the button labelled 'Install' to install the app on your phone.
- Once the process is complete the app is then installed on your phone.

All other Phones:

- After the install you will not have an icon in your programs list for 'Qualtrics XM'.
- Click that button to launch app.
- The app page looks like this:



- If you see the screen above, you have successfully installed the app.